

ROOMFLEX 40



Professional folding hardware system for internal wooden doors weighing up to 40kg. Ideal for joiners, installers and professional installations to create folding room partitions and flexible living environments in the home.



Features & Benefits

- When open, the doors stack neatly to one or both sides of the opening to allow two rooms to become one - perfect for socialising. When closed, the doors act as a wall to create two smaller rooms for independent activities.
- Available in kit pack format to cater for 8 door configurations options to cover varying opening widths.
- Designed without the need for a floor channel, allowing for a clear walk way between rooms.
- Utilising Husky 120 Pro components, the system has been designed with robust hardware for increased longevity.
- Designed to reduce the clearance between the track and top of the door for a professional and discreet finish.
- Flush bolts are included in the kit pack to securely hold the door in the closed position.
- Track (280HP) must be specified in addition to a kit pack.

P C Henderson Ltd
Durham Road, Bowburn,
County Durham,
DH6 5NG

UK SALES
T: +44 (0) 191 377 7345
E: sales@pchenderson.com
W: www.pchenderson.com

HENDERSON

Product Specification

Product Code	Door Configuration	Max. Door Height	Max. Door Width	Door Thickness Range	Max. Door Weight
HRP2/0	2+0	3000mm	838mm	35 - 44mm	40kg
HRP2/1	2+1	3000mm	838mm	35 - 44mm	40kg
HRP3/0	3+0	3000mm	838mm	35 - 44mm	40kg
HRP3/1	3+1	3000mm	838mm	35 - 44mm	40kg
HRP2/2	2+2	3000mm	838mm	35 - 44mm	40kg
HRP4/0	4+0	3000mm	838mm	35 - 44mm	40kg
HRP3/2	3+2	3000mm	838mm	35 - 44mm	40kg
HRP3/3	3+3	3000mm	838mm	35 - 44mm	40kg

Track Specification - Must be purchased in addition to kit

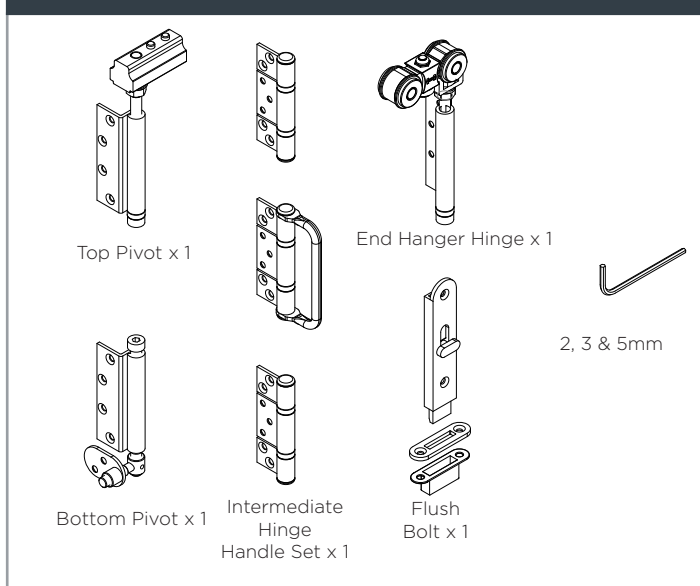
Product Code	Description
280HP/**AN	Anodised aluminium track - 1500. 1800. 2000, 2500, 3000 and 4000mm

**Replace by length of track for full product code (For example, 1500mm = 15, 1800mm = 18)

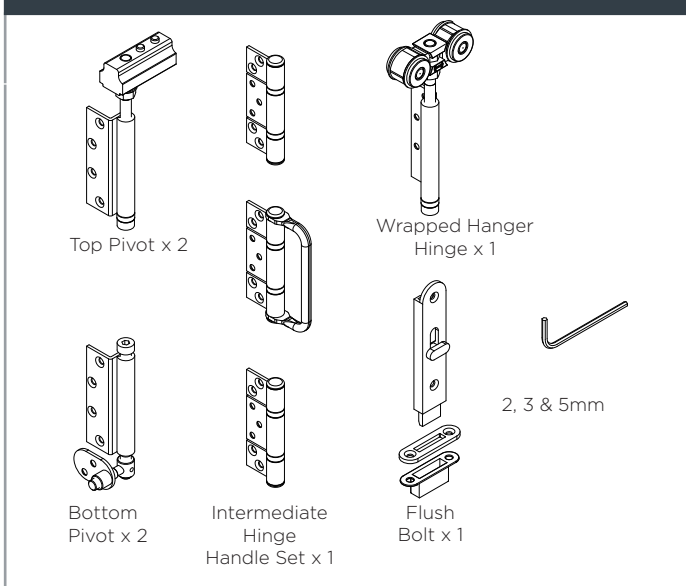
Kit Contents

Component	Product Code	Door Configuration							
		2+0	2+1	3+0	3+1	2+2	4+0	3+2	3+3
Pivot Set	HRP/PIVOT	1	2	1	2	2	1	2	2
Intermediate Hinge Handle Set	HRP/281	1	1	-	-	2	-	1	-
Offset Hinge Handle Set	HRP/282	-	-	1	1	-	2	1	2
End Hanger Hinge	HRP/284E	1	-	-	-	2	1	1	-
Wrapped Hanger Hinge	HRP/284W	-	1	-	-	-	-	-	-
Intermediate Hanger Hinge Set	HRP/282H	-	-	1	1	-	1	1	2
Flush Bolts	FB110S	1	1	1	2	2	2	2	3

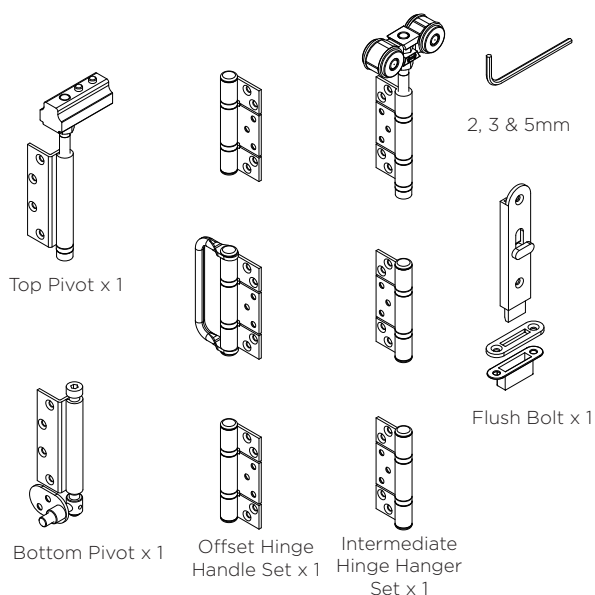
2+0 Kit Contents



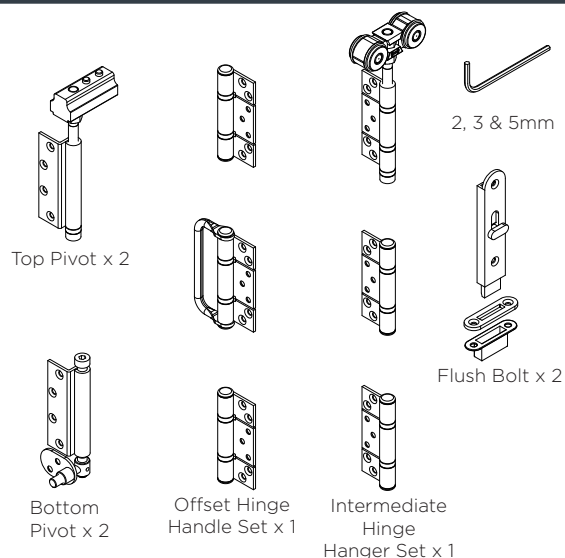
2+1 Kit Contents



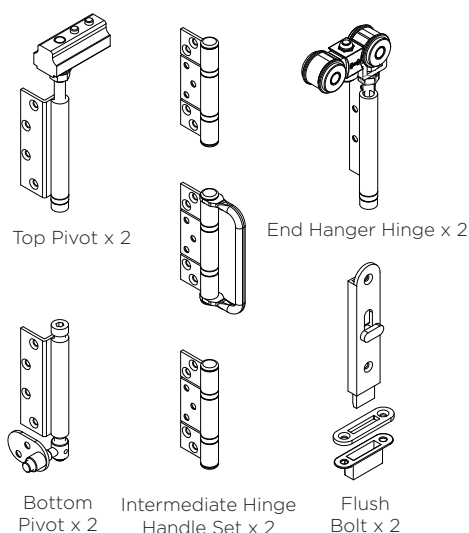
3+0 Kit Contents



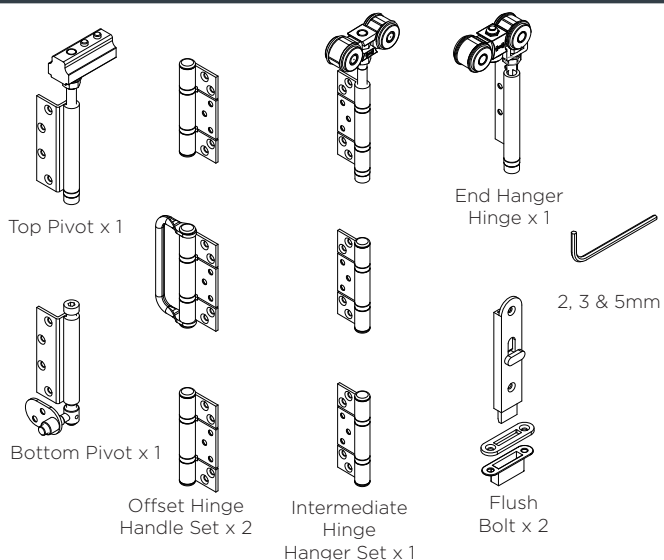
3+1 Kit Contents



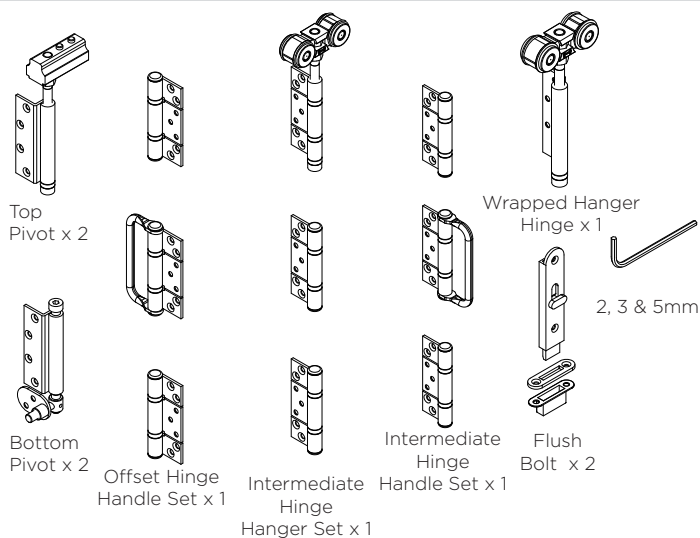
2+2 Kit Contents



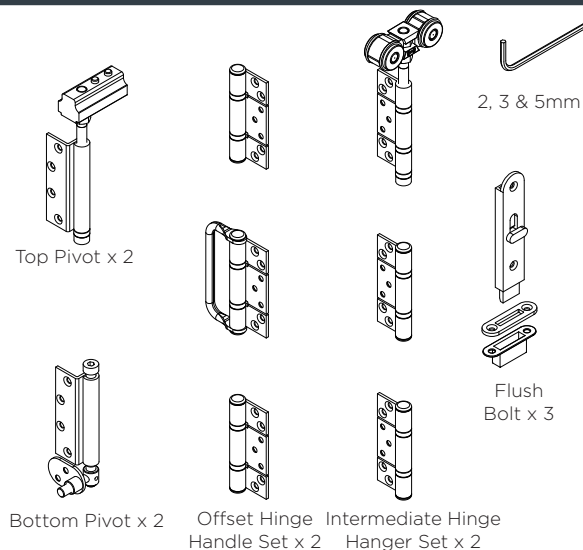
4+0 Kit Contents



3+2 Kit Contents



3+3 Kit Contents



P C Henderson Ltd

Durham Road, Bowburn,
County Durham,
DH6 5NG

UK SALES

T: +44 (0) 191 377 7345

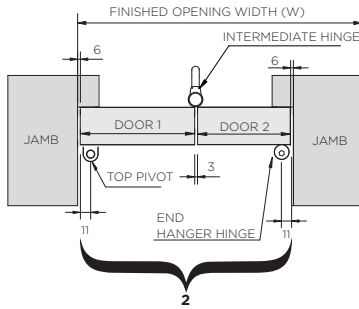
E: sales@pchenderson.com

W: www.pchenderson.com

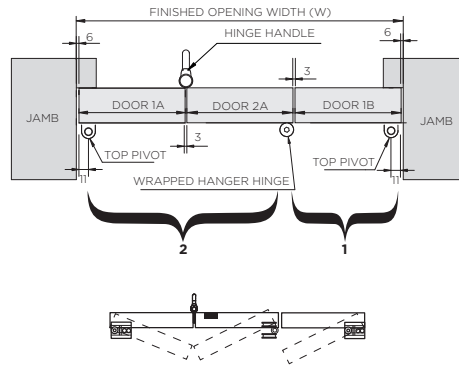
HENDERSON

Door Configurations

2+0

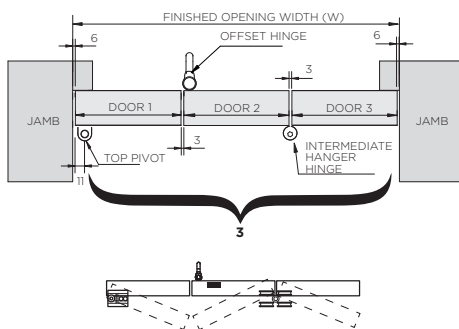


2+1

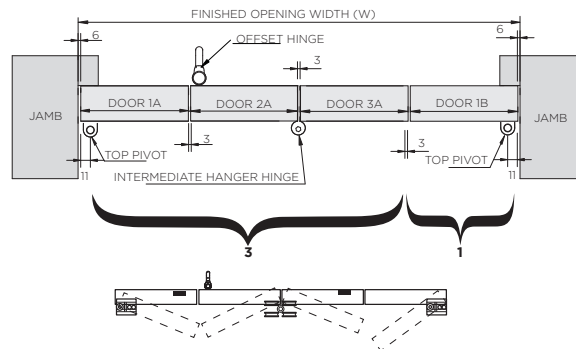


■ = Flush Bolt Location

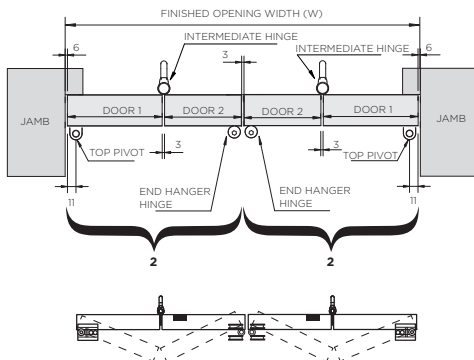
3+0



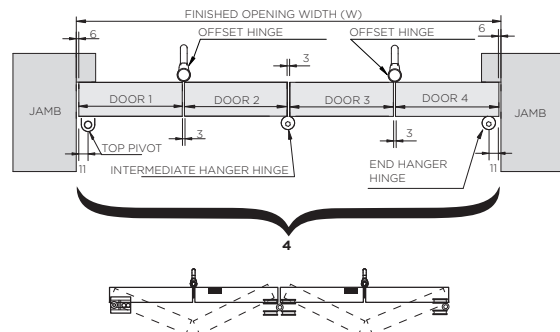
3+1



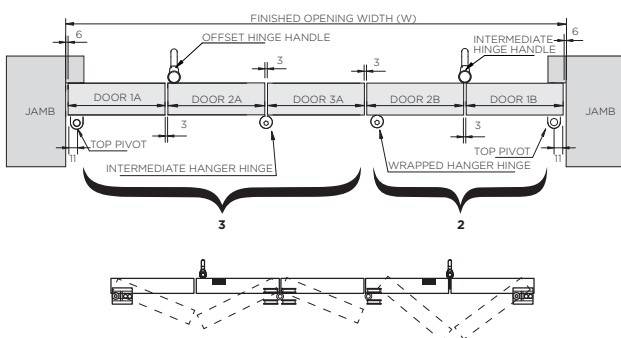
2+2



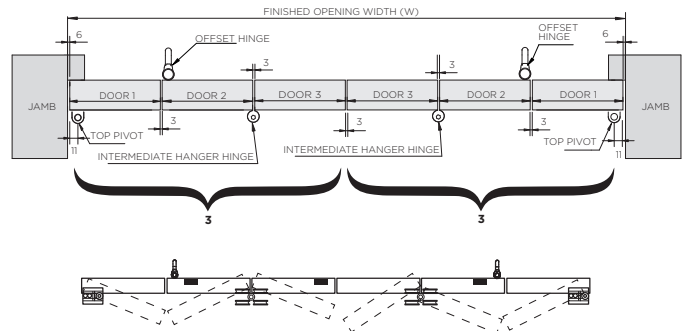
4+0



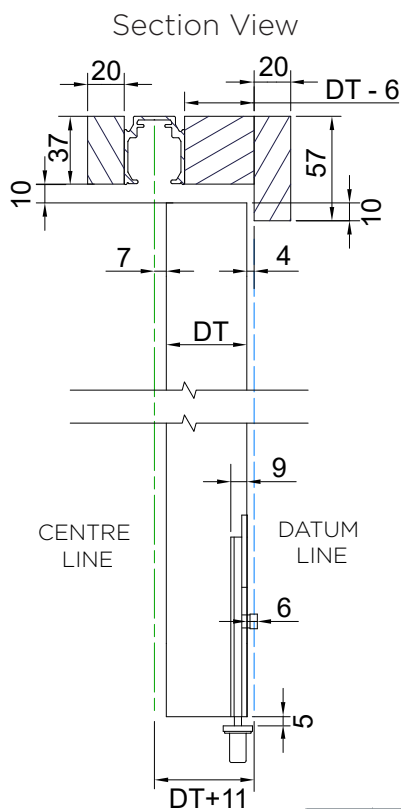
3+2



3+3

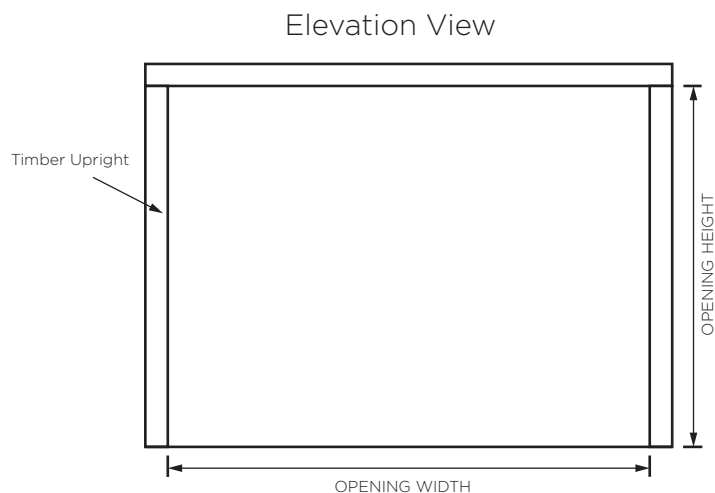


Product Diagrams



Key

DW	Door Width
DH	Door Height
DT	Door Thickness



Opening Size Formula

Door Configuration	Opening Width	Opening Height
2+0	$(DW \times 2) + 15$	DH + 52
2+1	$(DW \times 3) + 18$	
3+0	$(DW \times 3) + 18$	
3+1	$(DW \times 4) + 21$	
2+2	$(DW \times 2) + 21$	
4+0	$(DW \times 2) + 21$	
3+2	$(DW \times 5) + 24$	
3+3	$(DW \times 6) + 27$	

Flush Bolt Routing Detail

