

# Securefold Bottom Rolling

Bottom rolling system for folding wooden doors weighing up to 80kg

FOLDING



Utilising bottom rolling technology, Securefold Bottom Rolling offers an external folding system whereby the weight of the door is carried by the floor - allowing the doors to be installed into virtually any space without the need for major structural building support. The system is typically installed in applications such as orangeries, conservatories, out buildings and extensions.

The system has been designed to allow for outward opening with options for standard mortice and non mortice hinges. Available in four stunning finishes - gold, black, chrome or satin - Securefold Bottom Rolling caters for virtually any decor scheme.

As an optional accessory, choose between our range of locking and non locking flush bolts in a range of lengths. Alternatively, our Twinbolt locking system featuring top and bottom throw rods which are operated by the turn of a handle to engage two points of locking.

## Product Information

Product	Max. Door Height	Max. Door Width	Door Thickness Range	Max. Door Weight
Securefold Bottom Rolling	3300mm	1000mm	56 - 68mm	80kg

## Product Specification

Component	Description	Hinge Options	
		Standard	Non Mortice
Track	Anodised aluminium track - 3000, 4000 and 6000mm	242/****	
Pivot	Pivot assembly	SFBR1*	SFWBR1*
Roller	End roller set	SFBR2*	SFWBR2*
	Intermediate roller set	SFBR4*	SFWBR4*
Hinges	Hinge handle set - outward opening	SF3*	
	Hinge handle set - outward opening	SF7*	
	Intermediate pivot hinge	SF9*	
Meeting Kit	Meeting kit	SFBR8*	SFWBR8*
Channel	Polypropylene channel in black - 2000, 2500, 3000, 3500, 4000, 5000 and 6000mm	94P/****	
	Anodised aluminium support channel - 2000, 2500, 3000, 3500, 4000, 5000 and 6000mm	94SC/****	

\* Replace with colour for full product code (s = satin, c = chrome, g = gold and b = black)


\*\*\*\* Replace with length of track for full product code

## Optional Accessories

Component	Description	Product Code
Flush Bolts Non Locking	190mm flush bolt	FB190*
	450mm flush bolt	FB450*
	600mm flush bolt	FB600*
Flush Bolts Locking	190mm flush bolt	FB190L*
	450mm flush bolt	FB450L*
	600mm flush bolt	FB600L*
Twinbolt	Twin locking system	TB/SFBR
	Twinbolt handle	TWINHAN/S
	Routing cover strip	TBCS/**
Seals	Door perimeter seal - brown or white	AQ63B or AQ63W
	Frame perimeter - brown or white	AQ21B or AQ21W
	Black track seal - 10mm (per meter)	BS10B

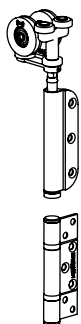
\* Replace with colour for full product code (s = satin, c = chrome, g = gold and b = black)

\*\* Replace with colour for full product code (br = brown, bl = black and wh = white)



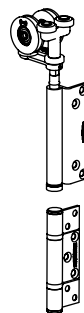
FOLDING

## Hinge Options



### Mortice Standard

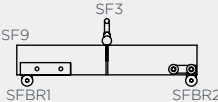
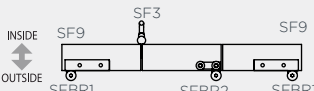
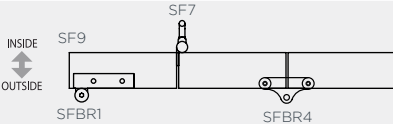
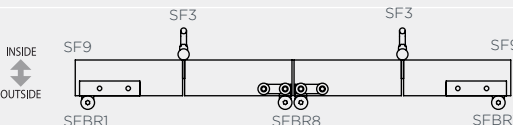
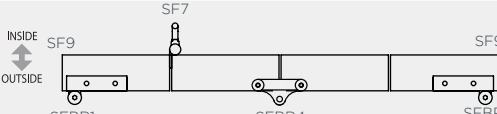
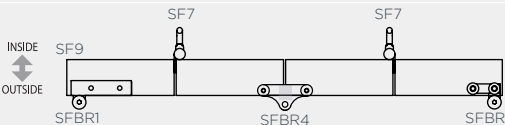
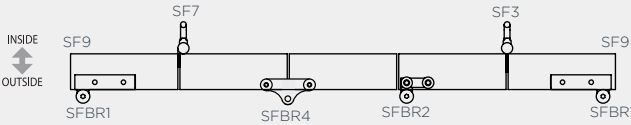
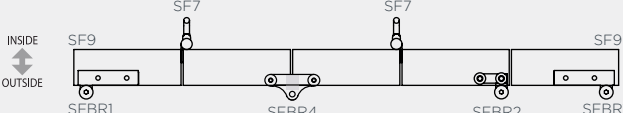
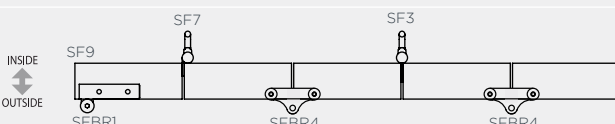
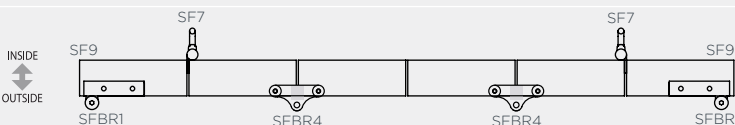
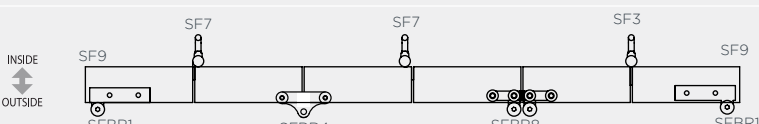
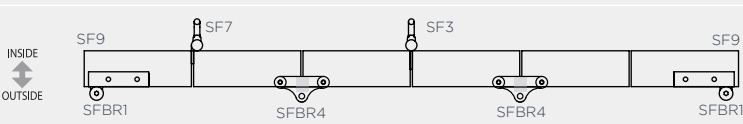
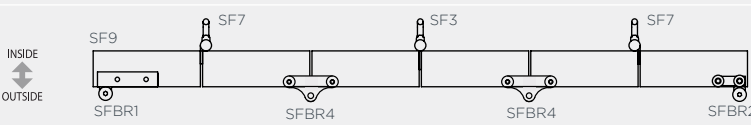
The Securefold standard hinge option combines mortice end door pivots to create a clean finish. The pivot is concealed between the door and the jamb and uses the trusted surface mounted intermediate hinges for ease of installation across the remaining door configurations. The standard hinge is suitable for wooden doors.



### Non Mortice

A non mortice hinge is an entirely surface mounted system that requires no routing or additional preparation before the fitting process. This is an easy and versatile option of hardware which can be used on wooden or aluminium doors.

## Securefold Bottom Rolling Door Configurations and Hardware Quantities

Door Configuration		Hardware
2 + 0		2 x flush bolts, 1 x SFBR1 pivot set, 1 x SF3 hinge set, 1 x SFBR2 end hanger set 1 x SF9 intermediate hanger set
2 + 1		2 x SF flush bolts 2 x SFBR1 pivot set 1 x SF3 hinge set 1 x SFBR2 end hanger set 2 x SF9 intermediate hanger set
3 + 0		2 x flush bolts 1 x SFBR1 pivot set 1 x SFBR4 intermediate hanger set, 1 x SF7 offset hinge set 1 x SF9 intermediate hanger set
2 + 2		4 x flush bolts, 2 x SFBR1 pivot set, 2 x SF3 hinge set, 1 x SFBR8 rebated end hanger 2 x SF9 intermediate hanger set
3 + 1		4 x flush bolts, 2 x SFBR1 pivot set, 1 x SFBR4 intermediate hanger set, 1 x SF7 offset hinge set 2 x SF9 intermediate hanger set
4 + 0		4 x flush bolts, 1 x SFBR1 pivot set, 1 x SFBR4 intermediate hanger set, 2 x SF7 offset hinge set, 1 x SFBR2 end hanger set, 1 x SF9 intermediate hanger set
3 + 2		4 x flush bolts, 2 x SFBR1 pivot set, 1 x SF3 hinge set, 1 x SFBR4 intermediate hanger set, 1 x SF7 offset hinge set, 1 x SFBR2 end hanger set, 2 x SF9 intermediate hanger set
4 + 1		4 x flush bolts, 2 x SFBR1 pivot set, 1 x SFBR4 intermediate hanger set, 2 x SF7 offset hinge set, 1 x SFBR2 end hanger set 2 x SF9 intermediate hanger set
5 + 0		4 x flush bolts, 1 x SFBR1 pivot set, 1 x SF3 hinge set, 2 x SFBR4 intermediate hanger set, 1 x SF7 offset hinge set, 1 x SF9 intermediate hanger set
3 + 3		6 x flush bolts, 2 x SFBR1 pivot set, 2 x SFBR4 intermediate hanger set, 2 x SF7 offset hinge set, 2 x SF9 intermediate hanger set
4 + 2		6 x flush bolts, 2 x SFBR1 pivot set, 1 x SF3 hinge set, 1 x SFBR4 intermediate hanger set, 2 x SF7 offset hinge set, 1 x SFBR8 rebated end hanger 2 x SF9 intermediate hanger set
5 + 1		6 x flush bolts, 2 x SFBR1 pivot set, 1 x SF3 hinge set, 2 x SFBR4 intermediate hanger set, 1 x SF7 offset hinge set, 2 x SF9 intermediate hanger set
6 + 0		6 x flush bolts, 1 x SFBR1 pivot set, 1 x SF3 hinge set, 2 x SFBR4 intermediate hanger set, 2 x SF7 offset hinge set, 1 x SF9 intermediate hanger set 1 x SFBR2 end hanger set

The above table shows the product codes for our mortice standard hinges. If using a non mortice hinge, replace SFBR1 with SFWBR1, SFBR2 with SFWBR2, SFWBR4 with SFWBR4 and SFBR8 with SFWBR8.

