

Roomflex 50

Folding door solution for internal, light commercial applications for doors weighing up to 50kg



KIT PACK



Max.
50kg



INTERNAL

Roomflex 50 is a high-quality internal folding door system perfectly suited to light commercial applications. Utilising components from our popular Soltaire system, Roomflex 50 offers an extremely durable and smooth running system. The system has also been designed to completely eliminate the need for a bottom channel, allowing for an seamless walkway from room to room.

The system caters for various door configurations which can be created by combining the below kits. The track should be specified in addition to the kit to allow for flexibility of the opening width.

Product Specification

Product Code	Door Configuration	Max. Door Height	Max. Door Width	Door Thickness Range	Max. Door Weight
RF50K1	2	3000mm	926mm	35 - 44mm	50kg
RF50K2	3	3000mm	926mm	35 - 44mm	50kg
RF50K3	4 (3 + 1)	3000mm	926mm	35 - 44mm	50kg
RFK4	Swing door	3000mm	926mm	35 - 44mm	50kg

Track Specification - Must be purchased in addition to kit

Product Code	Description
180/****	Anodised aluminium track - 2000, 2500, 3000, 3500, 4000, 5000 and 6000mm

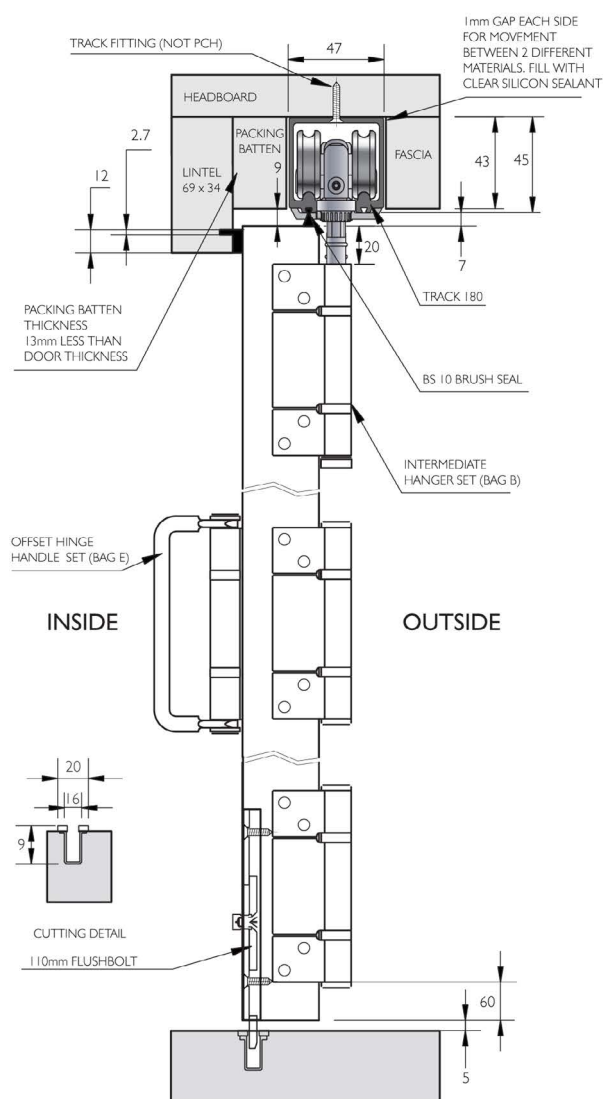
**** Replace with length of track for full product code

Kit Contents				
Component	RF50K1	RF50K2	RF50K3	RFK4
Pivot Set	1	1	2	1
Hinge Handle Set	1	1	1	-
End Hanger Set	1	-	-	-
110mm Flush Bolt	1	2	2	-
Intermediate Hanger Set	-	1	1	-

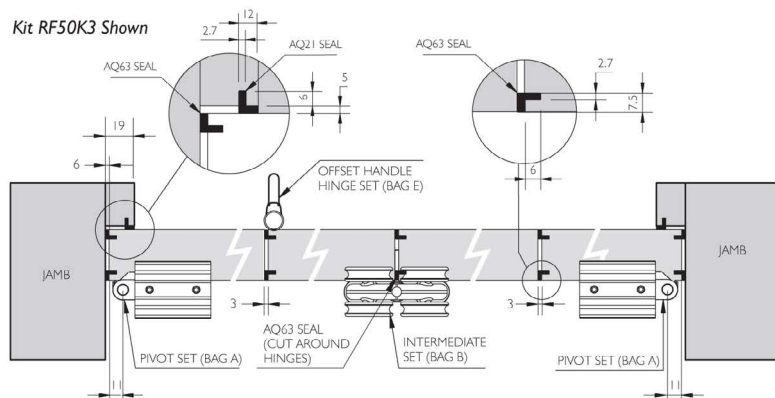
Optional Accessories	
Component	Product Code
Frame Perimeter Seal	AQ21*
Door Perimeter Seal	AQ63*
Track Seal (Black)	BS10B

* Replace with colour for full product code (W = white, B = brown)

Product Diagrams

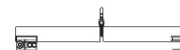


Kit RF50K3 Shown




DOOR CONFIGURATIONS

2+0
(RF50K1)



3+0
(RF50K2)



3+1
(RF50K3)



3+2
(RF50K2 + RF50K1)



3+3
(RF50K2 + RF50K2)



2+1
(RF50K1 + RFK4)

