

SOLTAIRE 250

HENDERSON

250kg

Wood

Metal

Interior

Exterior

Top hung straight sliding door system for doors weighing up to 250kg

Overview

Ideal for sliding patio doors or room dividers, Soltaire has been expertly designed to cater for wooden and metal doors in internal or external applications.

Catering for doors weighing up to 250kg, the system is manufactured from marine grade 316 stainless steel making it ideal for coastal environments due to its weather and corrosion resistant properties. The system has been designed to cater for single or double doors on multiple lines of track. For flexibility of installation, the track can be face fixed or soffit fixed.

Features and Benefits

Ideal for both internal and external applications

Made from 316 stainless steel, making the system ideal for areas requiring a high level of corrosion resistance

Can be used with one single panel or two bi-parting doors on a single track

Track can be soffit or face fixed for flexibility of installation



Product and Door Specification			
Product	Max. Door Width	Door Thickness Range	Max. Door Weight
Soltaire 250	3000mm	35 - 48mm	250kg

Component Specification		
Component	Description	Short Code
Track	Anodised aluminium track in 2000, 2500, 3000, 3500, 4000, 5000 and 6000mm lengths	250/****
Brackets	Face fixed stainless steel bracket (600mm spacing)	1/SS
	Face fixed double run stainless steel bracket (900mm spacing)	5H/SS
Hangers	Corner plate fixing hanger for wooden doors	52/250/SS
	Saddle plate fixing hanger for wooden doors	53/250/SS
	Concealed plate fixing hanger for wooden doors	57/250/SS
	Angle frame hanger for metal doors	56/250/SS
	Box frame hanger for metal doors	56X/250/SS
Guides	Side mounted guide	105SS/94
	Concealed fixing guide with stainless steel bearings	106HSS/94
	Floor guide	101SS
	Wall mounted guide	102SS/94
	Bottom guide for angle frame metal door	104P/89
	Bottom guide for box section metal door	104PX/89
Channels	Aluminium guide channel in 1500, 2000, 2500, 3000, 4000 and 6000mm	94X/****
	Stainless steel channel available in 2000 and 3000mm lengths	89/****SS
	Polypropylene channel in black available in 2000, 2500, 3000, 3500, 4000, 5000 and 6000mm lengths	94P/****
	Anodised aluminium support channel available in 2000, 2500, 3000, 3500, 4000, 5000 and 6000mm lengths (to be used in with 94P channel)	94SC/****
Brush Strip	Brush track seal in black in 10, 15, 20 and 25mm brush heights (per metre)	BS**B
Track Stop	Track stop	HH5/AN

\*\*\*\*Replace with length of track for full short code      \*\* Replace with height of brush strip for full short code

Accessories



Simultaneous Action Kit (SIM100) for two bi-parting doors



Planet Acoustic Drop Seal (DSEAL/\*\*\*\*#) for doors between 675 and 1675mm wide



Oval Flush Pull (144/S) also available in black



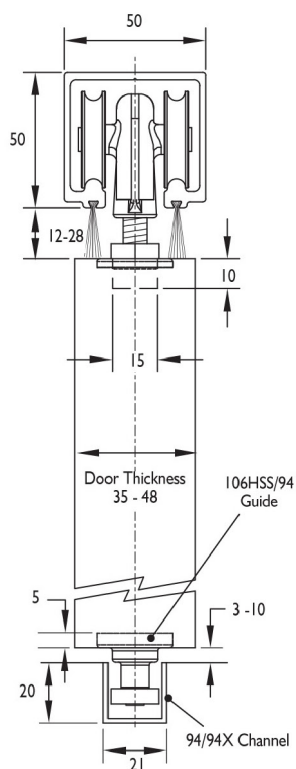
Round Flush Pull Set (385/S) also available in chrome, polished brass and black



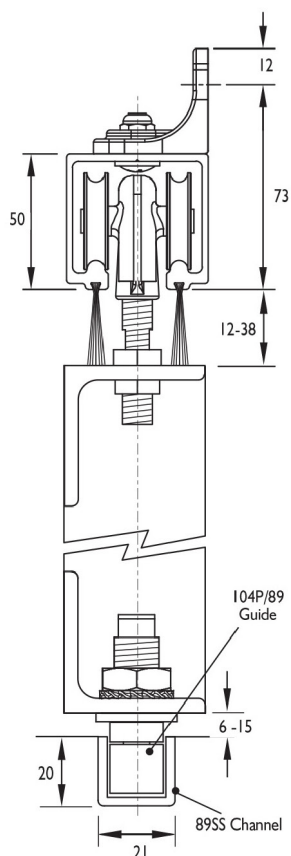
Square Flush Pull Set (53/S) also available in chrome and black

\*\*\*\*Replace with length for full short code      # R for right hand closing and L for left hand closing

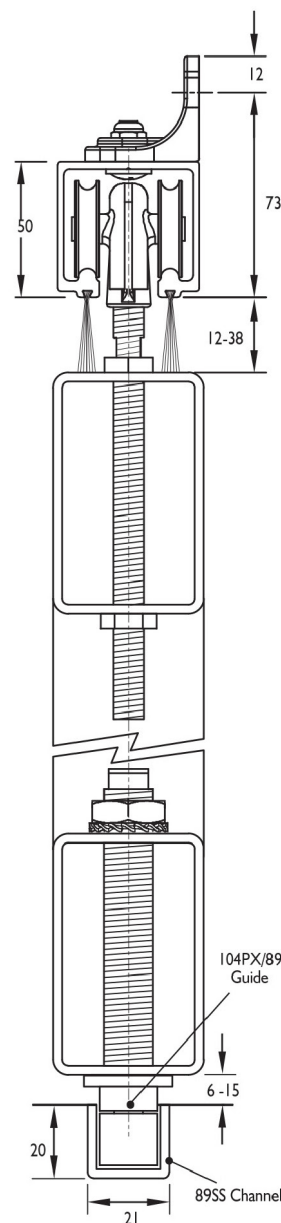
**57/250/SS Hanger**  
Soffit Fix



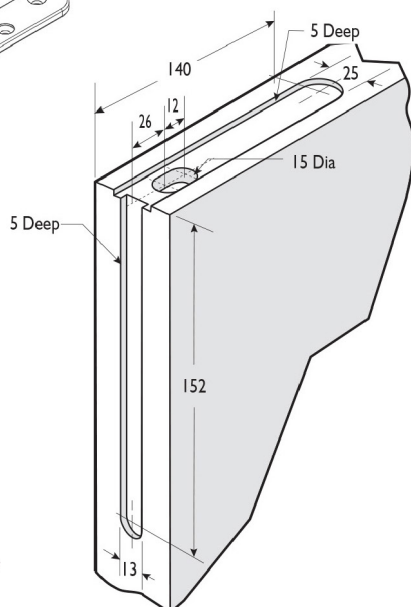
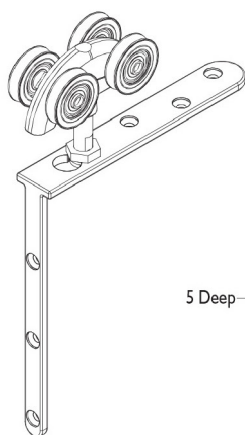
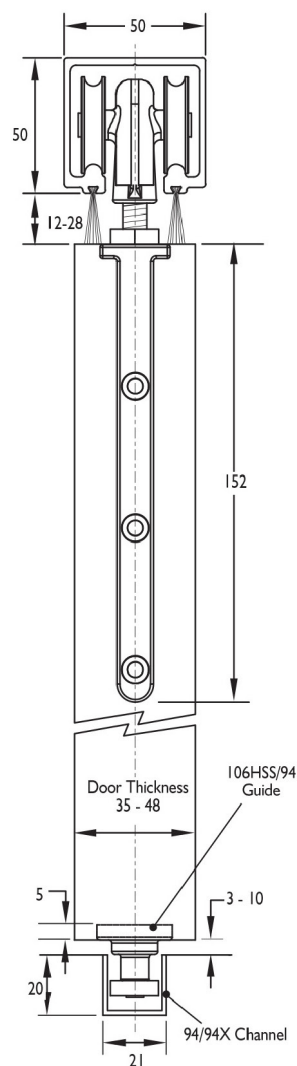
**56/250/SS Hanger**  
Face Fix



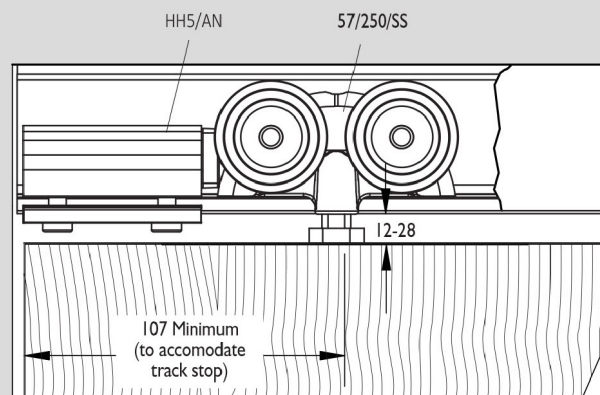
**56X/250/SS Hanger**  
Face Fix



**52/250/SS Hanger**  
Soffit Fix



**Routing details for  
Hanger 52/250/SS**



(All dimensions are in mm.)

For further information, please contact us on:

**UK Sales**

T: +44 (0) 191 377 7345

E: [sales@pchenderson.com](mailto:sales@pchenderson.com)

W: [www.pchenderson.com](http://www.pchenderson.com)

**Export Sales**

T: +44 (0) 191 377 7346

E: [international@pchenderson.com](mailto:international@pchenderson.com)

W: [export.pchenderson.com](http://export.pchenderson.com)